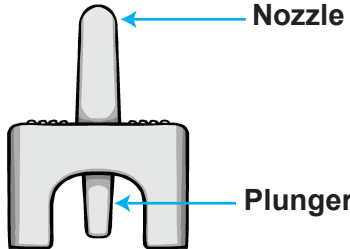
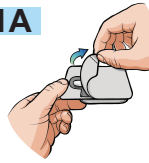

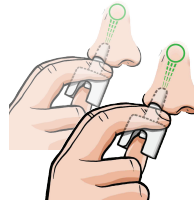
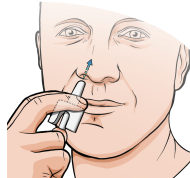




INSTRUCTIONS FOR USE NEFFY® (ne'fee) epinephrine nasal spray (Single-dose) For Use in the Nose Only	How to use the neffy nasal spray device		Get emergency medical help if needed
<b>Neffy nasal spray device is for allergic emergencies (anaphylaxis).</b> Read this Instructions for Use on how to use neffy the right way. Anyone who may need to give a dose of neffy should also understand how to use the device. Ask a healthcare provider if you have any questions about how to use neffy. Always carry 2 neffy nasal spray devices with you. You may need a second dose of neffy.  <b>Your neffy nasal spray device:</b>    <b>Important Information:</b> <ul style="list-style-type: none"><li>•<b>Use only in the nose.</b> Avoid spraying in the eyes or mouth.</li><li>•<b>Do not</b> test or prime (pre-spray) the device. Each neffy can only be sprayed 1 time.</li><li>•Each neffy nasal spray device has only 1 dose of medicine and is for single-use only.</li><li>•Check your neffy periodically to be sure the expiration date has not passed. Replace your neffy before the expiration date has passed.</li><li>•<b>Get emergency medical help for further treatment of the allergic emergency (anaphylaxis), if needed, after using neffy.</b></li></ul>	<b>1A</b> 	<b>Remove neffy from packaging (see Figure 1A).</b> Pull open the packaging to remove the neffy nasal spray device.	<b>Get emergency medical help for further treatment of the allergic emergency (anaphylaxis), if needed, after using neffy.</b> Tell them that a neffy nasal spray has been used.  Before you receive neffy, your healthcare provider should talk to you about when to get emergency medical help.
	<b>1B</b> 	<b>Hold device as shown (see Figure 1B).</b> Hold the device with your thumb on the bottom of the plunger and a finger on either side of the nozzle. <ul style="list-style-type: none"><li>•<b>Do not pull or push on the plunger.</b></li><li>•<b>Do not test or prime (pre-spray).</b></li></ul> <b>Each device has only 1 spray.</b>	 Check for symptoms after the first dose of neffy. If symptoms get worse or come back, give a second dose of neffy in the <b>same nostril</b> starting 5 minutes after the first dose.
	<b>1C</b> 	<b>Insert the nozzle into a nostril until your fingers touch your nose (see Figure 1C).</b> <b>Keep the nozzle straight</b> into the nose pointed toward your forehead. <b>Do not</b> point (angle) the nozzle to the nasal septum (wall between your 2 nostrils) or outer wall of the nose.	
	<b>1D</b> 	<b>Press plunger up firmly until it snaps up and sprays liquid into the nostril (see Figure 1D).</b> <b>Do not</b> sniff during or after the dose is given. If any liquid drips out of the nose, you may need to give a second dose of neffy after checking for symptoms.	
	<b>⚠ Do not angle nozzle</b>		
<b>Do not</b> point (angle) the nozzle to the septum wall or outer wall of the nose. 			<b>How should I store the neffy nasal spray device?</b> <ul style="list-style-type: none"><li>•Store neffy at room temperature between 68°F to 77°F (20°C to 25°C).</li><li>•<b>Do not freeze.</b> If neffy freezes, the device will not spray.</li><li>•Storage of neffy at high temperatures up to 122°F (50° C) is allowed for a few days.</li></ul> <b>Additional Information:</b> For more information about neffy, call ARS at 1-877-MY-NEFFY (877-696-3339) or visit <a href="http://www.neffy.com">www.neffy.com</a> for the most current labeling and instructional videos.  ARS Pharmaceuticals Operations, Inc. 11682 El Camino Real, Suite 120 San Diego, CA 92130  This Instructions for Use has been approved by the U.S. Food and Drug Administration. Revised: 3/2025



**neffy<sup>®</sup>**  
(epinephrine nasal spray)